

PN Lock Bar

Window holding limiter stay

Suitable for:

PVCu



ALUMINIUM



TIMBER



PN Lock Bar is a surface mounted restrictor/ stay designed for ease of fit for factory or retrofit installation.

PN Lock Bar is available with various brackets to suit many profiles.



Features and Benefits

- Face mounted, factory fit or retrofit
- When window is open, window is securely restricted in three positions
- Can only be de-restricted when window is closed
- Designed to accommodate all sash opening angles
- Works on inward and outward opening sashes
- Retainer clip supplied



Product	Product Code (White)	Product Code (Chrome)
PN Lock Bar	3850-0-05-30	3850-0-03-00
PN Lock Bar Slim Back Plate	0521-0-05-30	-
Angle Bracket LH	3851-0-05-30	3851-0-03-00
Angle Bracket RH	3852-0-05-30	3852-0-03-00
Flush Bracket LH	3853-0-05-30	3853-0-03-00
Flush Bracket RH	3854-0-05-30	3854-0-03-00
Flat Bracket long LH	0534-0-05-30	0534-0-03-00
Flat Bracket long RH	0535-0-05-30	-

Manufactured from

11mm steel rod (bar)
Pressed steel (bracket)

Recommended screws

No.8 countersunk screws (for timber application, 4 clutch head screws are supplied per bar)

Standards

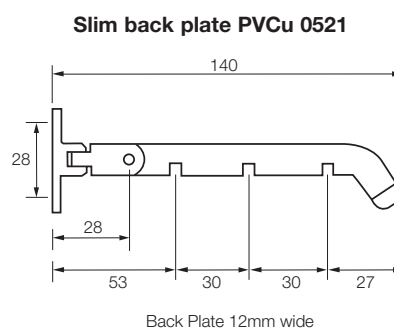
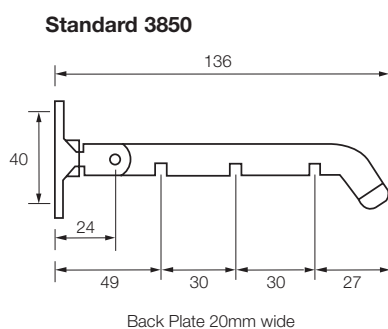
Please contact us for the latest test results

Finishes

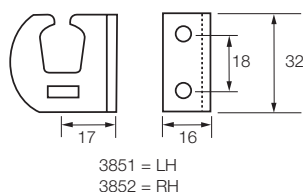
Blue chromate or white paint
Brackets are handed and the variations cover most window profiles
Other finishes are available by special order

More information

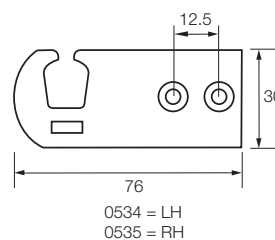
enquiries@titon.co.uk / 01206 713801



Angle bracket (left hand shown)



Flat bracket long (right hand shown)



Flush bracket (right hand shown)

