

## For use with Titon's HRV Q Plus Range

Titon has launched its new auraSMART® app, which enables greater user control of our HRV range of MVHR units. Easy and straightforward to use, the new auraSMART® app is ideal for installers and homeowners alike.

The new auraSMART® app available using Android or iOS mobile devices allows greater flexibility and control. With a user friendly interface, easy monitoring of your whole house ventilation systems is possible. Ideal for commissioning to guide the install process, the new auraSMART® app can cater for it all. Helping you to maintain indoor air quality for a healthy home environment.

### Description

auraSMART® app is available on google and apple platforms. Compatible with aura-t™ SMART (WiFi) TP736 controller.

## Features & Benefits


- Greater flexibility and control of your MVHR
- Available on android or apple platforms
- Clear and simple interface for ease of use
- Simple and straightforward commissioning
- MVHR status, including service information
- Monitor and control functions
- Set-point adjustments, RH, boost overrun times etc.
- WiFi direct connection for installers (no internet required)
- Full internet connection enables users to check and amend their ventilation whilst away from the home
- Assign different functions to switch inputs on the controller
- Link to multiple HRV units from the same APP
- Compatible with "B" model Titon HRV control systems with WiFi enabled and aura-t™ SMART (WiFi) controller

auraSMART® app is a multi-language controller where the user can select from the following languages:

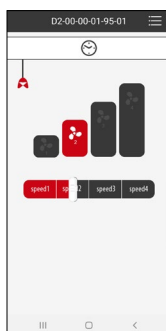
- English
- Danish
- Dutch
- French
- German
- Italian
- Spanish
- Polish
- Lithuanian
- Russian
- Ukrainian
- Slovenian
- Hungarian
- Slovakian
- Czech
- Latvian
- Estonian

## App Functions

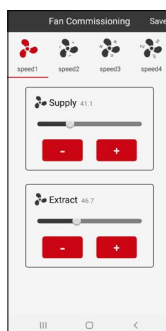
Internet or Direct WiFi Connection



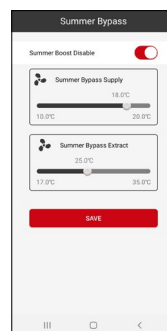
Fan Speed Control



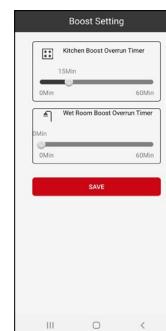
Fan Commissioning



Summer Bypass Control



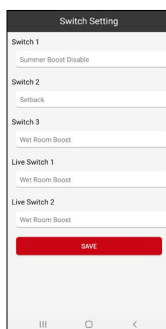
Boost Control



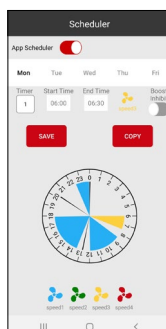
Humidity Threshold Setting



Switch/Control Options



Timer Scheduler



Set Additional Switch Inputs

