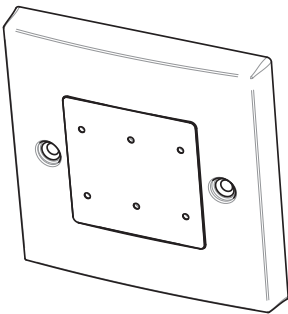


EN

**Important: Read these instructions fully before installation.**

1. Installation of the appliance and accessories **MUST** be carried out by a qualified and suitably competent person.
2. All wiring must conform to current I.E.E. Wiring Regulations and all applicable national standards and Building Regulations.
3. Installation must be inspected and tested by a suitably qualified person after completion.
4. Installation of the appliance must be carried out in clean, dry conditions where dust and humidity are at minimal levels.
5. This appliance can be used by children aged from 8 years and above and persons with reduced physical, sensory or mental capabilities or lack of experience and knowledge if they have been given supervision or instruction concerning use of the appliance in a safe way and understand the hazards involved.
6. Children should be supervised to ensure that they do not play with the appliance.



auralite®

TP 517

**CME LED Status Indicator**

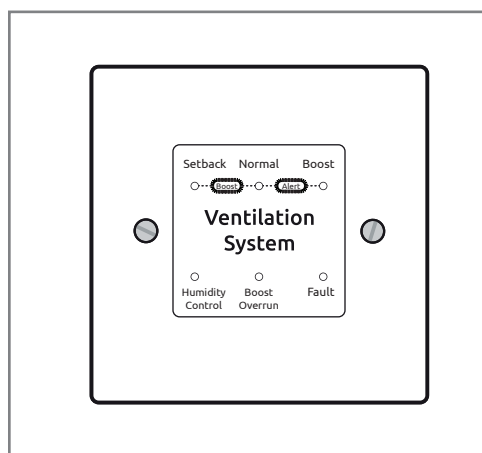


**Titon**®  
ventilation systems

## Remote indicator panel

Specific CME (CH) units are fitted with the option to connect the auralite remote indicator panel. auralite® is a low voltage hard wired remote LED ventilation system status indicator, designed to fit a standard UK patress or recessed backbox.

The indicator has six LEDs which display

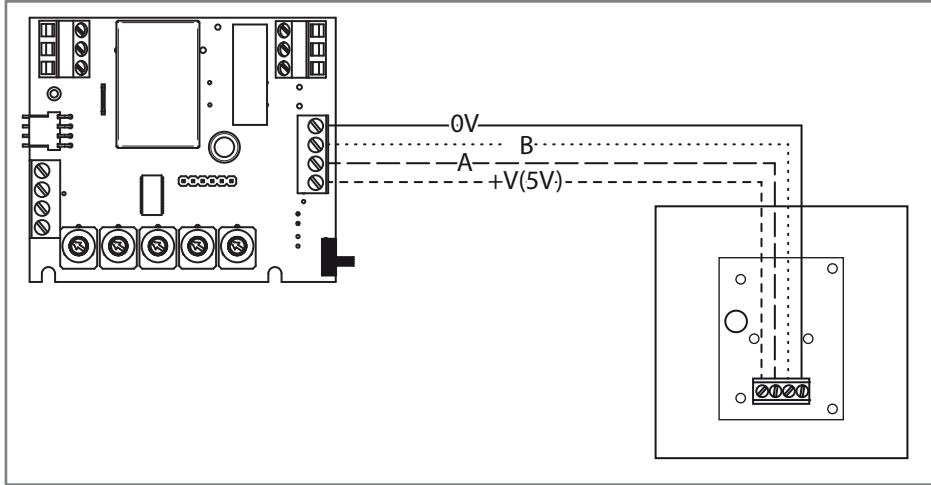


auralite® Indicator Panel

- |                    |  |
|--------------------|--|
| ▪ Setback          | Unit is running at Setback Speed.                |
| ▪ Normal           | Unit is running at Normal Speed.                 |
| ▪ Boost            | Unit is running at Boost Speed.                  |
| ▪ Humidity Control | Humidity sensor is controlling unit's fan speed. |
| ▪ Boost Overrun    | The Boost Overrun Timer is active.               |
| ▪ Fault            | Unit has a fault - Contact the installer.        |

Setback, Normal and Boost LEDs will slowly blink off and on when the unit has been running at Boost Speed for 120 minutes.

# Wiring Diagram



auralite® connection to CME

## Wiring

1. auralite® Communication Cable - Unshielded 4 Core 18-24AWG Stranded, Tinned Copper.
2. Communication cable should not be placed within 50mm or on the same metal cable tray as 230V switched live, lighting or power cables and any cables not intended for use with the HRV.



This symbol on this unit or the package, indicates that disposal of this unit after its life-cycle could harm the environment.

Do not dispose the unit as unsorted municipal waste; it should be disposed by a specialized company for recycling. This unit should be returned to your distributor or to a local recycling service. Respect the

local environmental rules.



**MARKETING DIVISION**

894 The Crescent Colchester Business Park COLCHESTER Essex CO4 9YQ

Tel: +44 (0) 1206 713800 Fax: +44 (0) 1206 543126

Email: ventsales@titon.co.uk Web: www.titon.com