

# SF Xtra Vent

Surface mounted ventilator



SF Xtra Ventilator

Suitable for:

- VINYL
- ALUMINUM
- WOOD
- FIBERGLASS

The SF Xtra is a high performance, surface mounted aluminum slot ventilator. It is the shortest vent available to give maximum airflow. This product is equally suitable for residential and non-residential applications.

There are two width variants, one for use over a 1/2" slot, the other for a 5/8" slot. The SF Xtra is available in made-to-measure sizes or bar length for self-assembly.

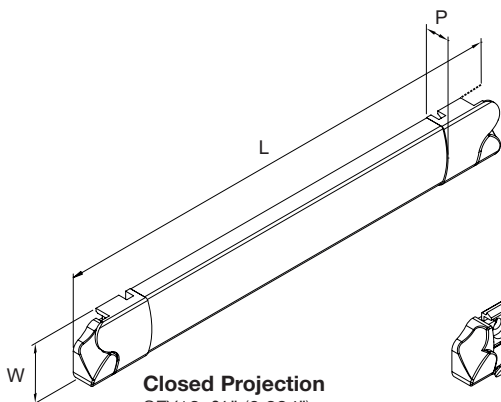

All versions can be used with either a vinyl or aluminum canopy externally for weather protection.



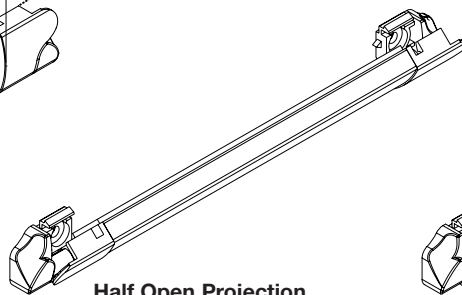
SF Canopy

## Features and Benefits

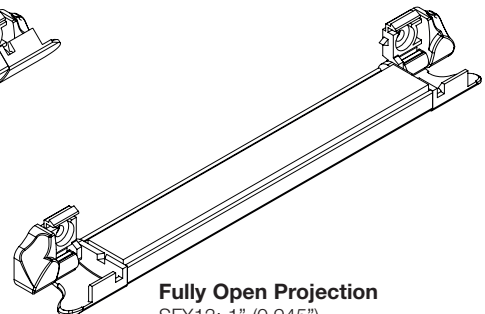
- Shortest vent available to give maximum airflow
- Simple construction to aid painting, self-assembly & fitting
- High performance gasket combined with compression closing action improves sealing in adverse conditions
- For use over a 1/2" or 5/8" slot
- Ideal for retrofit applications, over a slot or series of holes\*
- Ideal for use in residential and Non-residential installations
- Available in bar length for cutting to size by customer (details on request)
- Bar length product available in mill finish for customer painting
- Special paint finishes available
- When specified correctly complies with Building Code fresh air requirement
- Can be mounted to deflect air upwards or downwards
- SFX Sound Attenuating (acoustic) version available\* This may not achieve the airflow rates shown








**Closed Projection**  
SFX13: 3/8" (0.394")  
SFX16: 3/8" (0.394")



**Half Open Projection**  
SFX13: 27/32" (0.807")  
SFX16: 29/32" (0.905")



**Fully Open Projection**  
SFX13: 1" (0.945")  
SFX16: 1 1/8" (1.083")

Product	Product Code	(L) Length	(W) Width	(P) Projection Closed-Open	Available Air Opening (Free Area)	Slot Size
<b>SF Xtra Range – slot width up to ½”</b>						
SFX13-253 Internal Trickle Ventilator	TA7837	10"	1½"	¾" – 1¼"	4 ¾ in <sup>2</sup>	8" 
TV4000-297 External Canopy	TA4290	11 1¼"	1 ½"	7/8"	4 ¾ in <sup>2</sup>	
SFX13-294 Internal Trickle Ventilator	TA7831	11 9/16"	1½"	¾" – 1¼"	5 in <sup>2</sup>	9 5/8" 
SF318 External Canopy	TA5010	12 ½"	1½"	1 ¼"	5 in <sup>2</sup>	13 3/4" 
SFX13-400 Internal Trickle Ventilator	TA7832	15 ¾"	1½"	¾" – 1¼"	7 ¾ in <sup>2</sup>	18 7/8" 
TV4000-400 External Canopy	TA4205	15 ¾"	1 ½"	7/8"	7 ¾ in <sup>2</sup>	
SFX13-420 Internal Trickle Ventilator	TA7839	16 ½"	1½"	¾" – 1¼"	7 ¾ in <sup>2</sup>	
SF441 External Canopy	TA5020	17 3/8"	1½"	1 ¼"	7 ¾ in <sup>2</sup>	
TV4000-430 External Canopy	TA4208	16 1¼"	1 ½"	7/8"	7 ¾ in <sup>2</sup>	
SFX13-529 Internal Trickle Ventilator	TA7834	20 13/16"	1½"	¾" – 1¼"	9 13/16 in <sup>2</sup>	
SF528 External Canopy	TA5031	20 13/16"	1½"	1 ½"	9 13/16 in <sup>2</sup>	

The above Canopies are for Horizontal application, for Vertical applications please see Vertical Canopy page for more information

### Recommended screws

(No.6) Pan or Round Head or equivalent.

(Further test information available on request)

Acoustic STC – information available on request.

### Performance

Air Leakage (SFX13-420 ½” vent) – 0.065cfm@1.04psf (0.11m<sup>3</sup>/hr@50Pa)

Water Resistance – in excess of 15.7psf (750Pa)

Maximum length for optimum performance – 24½” long (when made from bar length)

\*\* For optimum performance the ventilator should be installed on a flat surface free from defects \*\*

### Finishes

Aluminum – White, Silver, Bronze, Almond, Tan & Black

End Caps – White & Black

(Other colors are available – contact us for details)

### More information

titoninc@titon.com / 574 271 9699

